



Adjusting The Bridle 2

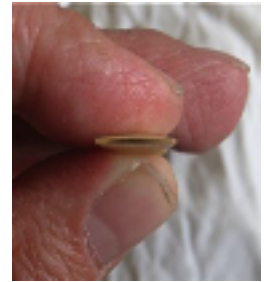
The ideal mouth size for my Smallpipe and Northumbrian chanter reeds is about 1mm.
 Always make small adjustments at any one time and then try in the chanter, give the reed a chance to settle before making more changes.
 I recommend that you DO NOT mouth blow the reeds, doing so could lead to the tips becoming deformed.



Mouth size too large



Correct mouth size




Mouth size too small

To Make The Mouth Size Larger

Very very gently squeeze the bridle on the sides, as shown below. Make very small adjustments before trying in the chanter.

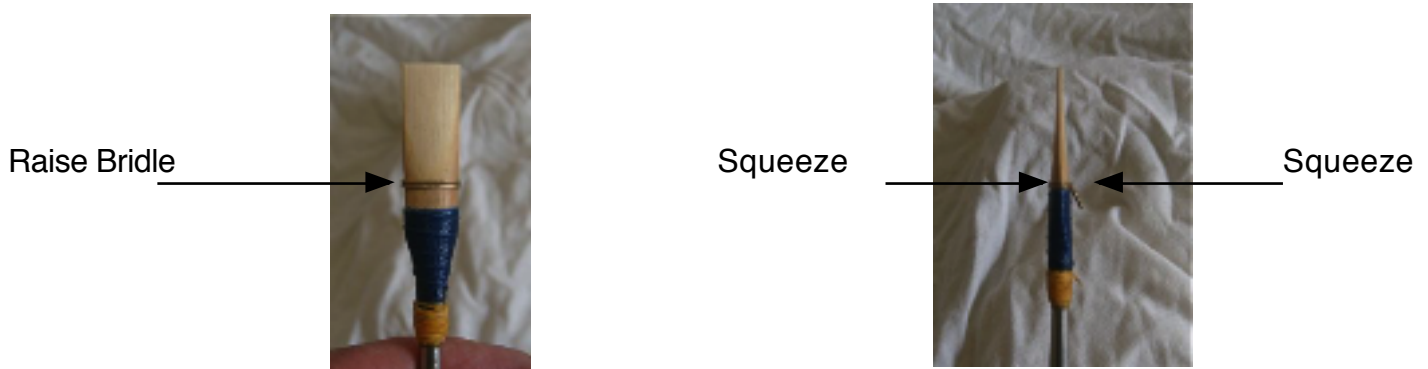
TIPS. Small adjustments & BE GENTLE !!



To Make The Mouth Size Smaller

Raise the bridle just above the bark on the reed and then very very gently squeeze the bridle so that the reed blades close slightly. Make very small adjustments at any one time before testing in the chanter.

TIP. Raising the bridle first means you are squeezing a thinned part of the reed which is more pliable and so you are less likely to split the reed. BE GENTLE.!!



Always make small adjustments and always BE GENTLE

Iain Allen June 2011